



SERVICE BULLETIN

AVOX Systems Inc., 225 Erie Street, Lancaster NY 14086-9502 USA
Tel: 716-683-5100 • Fax: 716-681-1089 • Vendor Code: 53655

THE EXTERIOR HOUSING OF A DUO-PAK® AVIOX® PORTABLE OXYGEN EQUIPMENT UNIT CAN BE DAMAGED IF THE INSTRUCTIONS ARE NOT FOLLOWED AND EXCESS TORQUE IS USED TO TIGHTEN THE ACTUATOR WHEN INSTALLING AN OXYGEN GENERATOR.

SUMMARY

AVOX Systems has determined that the use of excess torque on the actuator during installation of an oxygen generator can lead to physical damage to the exterior housing (case).

1. PLANNING INFORMATION

A. Effectivity

(1) Concerned equipment

This Service Bulletin applies to the P/N 802512 Series AVIOX® Duo-Pak® portable oxygen units listed in Table 1 that were manufactured between 1995 and January 15, 2008 by AVOX Systems and its predecessor, Scott Aviation.

(2) Aircraft

At the time of this Service Bulletin the affected items were known to be operating on AIRBUS 300, Boeing 737, 757, 767, 777, and MD-80 model aircraft operated by American Airlines.

(3) On production line

This modification started on the production line on January 15, 2008.

(4) This Service Bulletin also applies to all units held in stores.

Table 1
Affected P/N 802512 Series AVIOX® Duo-Pak® Portable Oxygen Units

802512-11	802512-15
-----------	-----------

B. Concurrent Requirements

Not Applicable.

C. Reason

- (1) To eliminate the potential for damage to the case by the use of excess torque on the actuator during the installation of chemical oxygen generators.

D. Description

A new instruction label and revised instructions will be provided to emphasize the proper procedure for installing a chemical oxygen generator in the P/N 802512 units.

E. Compliance

Accomplish at the next maintenance opportunity or overhaul, but not more than two years after the date of this SB.



F. Approval

The technical content of this Service Bulletin has been reviewed and approved by AVOX Systems Inc.

G. Manpower

- (1) One Technician
- (2) Estimated time: 15 minutes.

H. Weight and Balance

Not changed.

J. Electrical Load Data

Not changed.

K. References

- CMM 35-31-07
- Instruction 89038-00

L. Publication Affected

- CMM 35-31-07
- Instruction 89038-00

M. Interchangeability

Not affected.

2. MATERIAL INFORMATION

A. Material – Price and Availability

See Table 2

B. Industry Support Information

Materials will be provided free of charge.

C. Material necessary for Each Unit

Table 2 lists the parts necessary to accomplish this SB.

Table 2
Required Parts

Affected Units	New P/N	Keyword	Affected P/N	Unit Price	Qty	Availability
All	10006967	Label	10006967	FOC	1	60 days
All	89038-00	Instruction	89038-00	FOC	1	60 days



(1) Material to be Purchased

N/A

(2) Material supplied by operator:

N/A

D. Material Necessary for Each Spare

Same as C. above.

E. Re-identified Parts

Not applicable.

F. Tooling – Price and Availability

N/A

3. ACCOMPLISHMENT INSTRUCTIONS

WARNING: CONTAMINATION OF OXYGEN EQUIPMENT BY FAILING TO HANDLE OXYGEN EQUIPMENT IN AN AREA CLEAN OF OIL, GREASE, FLAMMABLE SOLVENTS, OR OTHER COMBUSTIBLE MATERIALS INCLUDING DUST, LINT, AND FINE METAL PARTICLES; CONTAMINATION FROM FAILING TO USE CLEAN HANDS, GLOVES, TOOLS; OR CONTAMINATION BY ANY OTHER MEANS, WHEN HANDLING OXYGEN EQUIPMENT, MAY RESULT IN FIRE OR EXPLOSION THAT MAY CAUSE SERIOUS PERSONAL INJURY OR DEATH.

A. If oxygen equipment becomes contaminated with oil, grease, flammable solvents, or other combustible materials, fire and explosion may occur. Also, many substances and materials that do not normally burn in air, including dust, lint, and fine metal particles can ignite in the presence of oxygen. Handle oxygen equipment only in a clean area and with clean hands, gloves, and tools.

WARNING: FAILURE TO USE EYE PROTECTION AT ALL TIMES DURING SERVICE OR OVERHAUL PROCEDURES DESCRIBED IN THIS MANUAL MAY CAUSE INJURY TO THE EYES.

B. Use eye protection at all times during all service or overhaul procedures.

C. Remove the existing label 10006967 (see Figure 2) or, if the label is firmly attached, sand lightly, wipe and let dry.

D. Attach the new label 10006967 (see Figures 2 and 3) over the existing label or in place of the removed label as applicable.

E. Use the AVIOX® unit in accordance with instruction 89038-00.

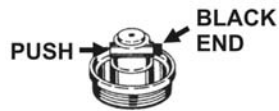


AVOX™ ACTUATOR RESET INSTRUCTIONS

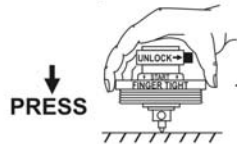
REMOVE ACTUATOR BY TURNING COUNTER-CLOCKWISE AT OUTER RING



2 MOVE ACTUATOR TO UNLOCKED POSITION



3



PRESS

HOLD ACTUATOR BY OUTER RING - PLACE PIN AGAINST HARD SURFACE - PRESS UNTIL COLLAR SNAPS

4

GREEN END

OUTER RING

PUSH TO LOCK

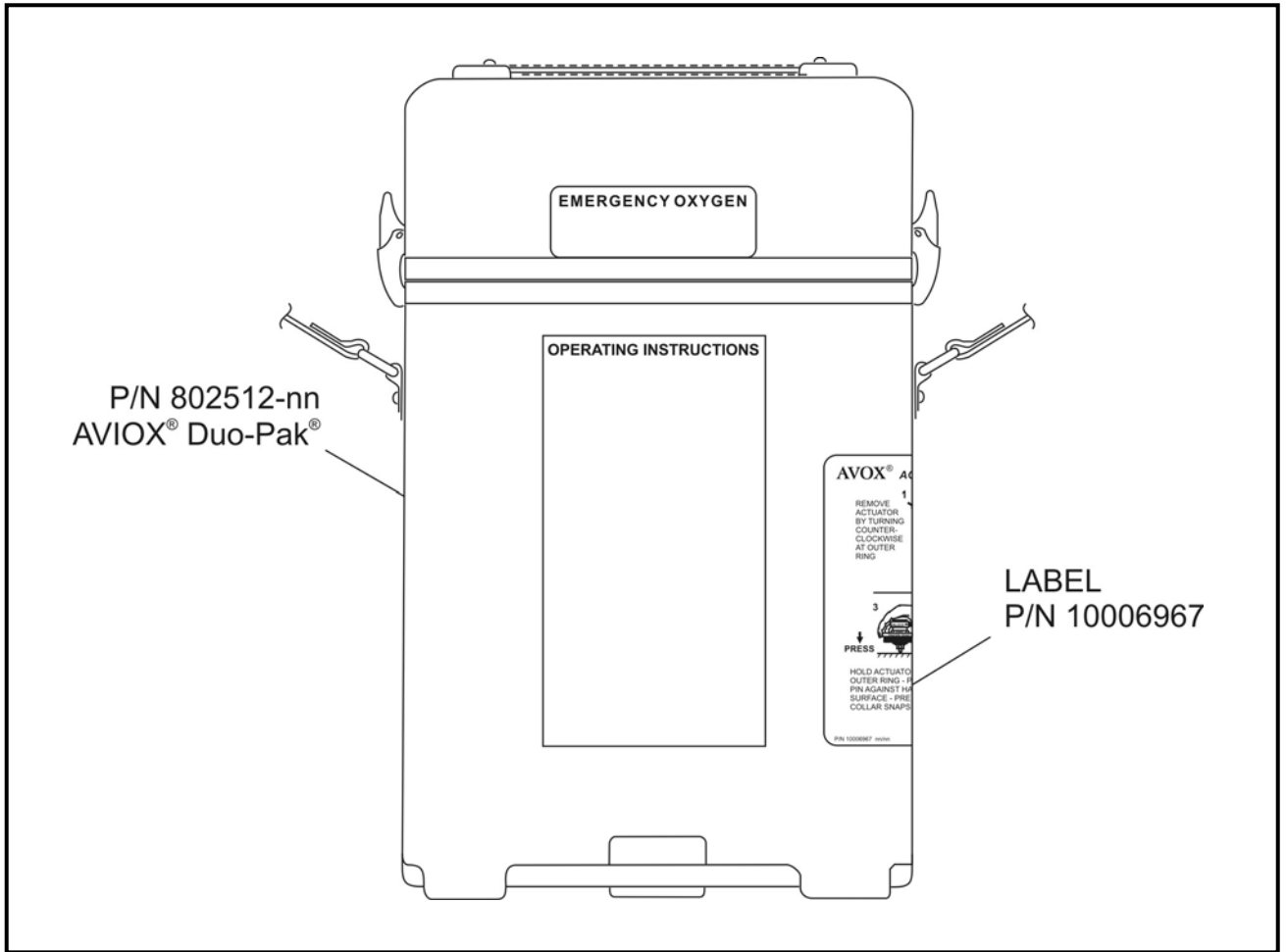
LOCK ACTUATOR - THEN REINSTALL FINGER TIGHT GRIPPING OUTER RING ONLY

- CAUTION -
OVERTIGHTENING WILL DAMAGE UNIT

P/N 10006967 11/2007

Printed in USA

Label 10006967
Figure 2



Location of the Label P/N 10006967 on the AVIOX® Portable Oxygen Unit
Figure 3



4. APPENDIX

Contact Information:

Zodiac Services Europe
7 Avenue du Parana – BP 303
91958 COURTABOEUF Cedex
FRANCE
Phone: 33 1 64 86 69 69
AOG: 33 1 49 75 45 73
Fax: 33 1 64 86 69 79

Zodiac Services Europe
Zone artisanale de chez Dexmier
16130 ARS
FRANCE

Rue Mercier
ZI de Mitry Mory – Compans
77290 MITRY MORY
FRANCE

IN-Services Middle East
Abu Dhabi International Airport
Cargo Village Area
PO Box 106675
ABU DHABI-UNITED ARAB EMIRATES
Phone: 971 2575 7088
AOG: 971 5064 20034
Fax: 971 2575 8482

Zodiac Services Asia
36, Loyang Drive
SINGAPORE 508949
Phone: 65 6579 2230
AOG: 65 9770 5061
Fax: 65 6579 2231

Zodiac Services Asia
Room 1018
Hua-Ou Aviation Airport Industrial Zone
PO Box 3412
Shunyi, Beijing 101312 – CHINA
Phone: 86 1080 486850

Zodiac Services Americas
4900 St. Joe Blvd, Bldg. 200, Suite 400
COLLEGE PARK, GA 30337
USA
Phone: 1 678 228 8153
AOG: 1 800 879 0411
Fax: 1 404 559 0041

Zodiac Services Americas
W175 N5737 Technology Drive
MENOMONEE FALLS
WI 53051
USA
Phone: 1 262 293 1000
Fax: 1 262 293 1010

Zodiac Services Americas
6734 Valjean Avenue
VAN NUYS, CA 91406
USA
Phone: 1 818 787 3852
Fax: 1 818 994 7901

Zodiac Services Americas
2001 Sullivan Road
ATLANTA, GA 30337
USA
Phone: 1 770 907 4060
Fax: 1 770 907 4064

Zodiac Services Americas
1740 Highway 34 North
WALL, NJ 07719
USA
Phone: 1 732 359 0330
Fax: 1 732 681 6751

15556 DuPont Avenue
Building 3
CHINO, CA 91710
USA

7000 Northwest 46th Street
MIAMI, FL 33166
USA

